

# Money Market Fund

'R' class units, ZAR

As at end April 2025



**Risk profile**  
**Lower risk**

Potentially lower rewards

**Higher risk**

Potentially higher rewards



**Key facts**

Portfolio manager: Lisa MacLeod  
Fund size: ZAR 37.1bn  
Fund inception date: 02.05.97  
Domicile: South Africa  
Sector: ASISA SA Interest Bearing SA Money Market  
Benchmark: STeFI 3m  
Current yield: 8.29%  
Valuation: 16:00 (17:00 month-end) SA Time  
Transaction cut-off: 16.00 SA Time (forward pricing)  
Minimum investment: ZAR50,000

Ninety One ESG Classification\*:ESG Integration  
\*Funds that practice active stewardship whilst considering ESG risks and opportunities. For further information, please see [www.ninetyone.com/ESG-explained](http://www.ninetyone.com/ESG-explained)

Fees	
Annual management fee	
Investment size	Fee rate
Negotiable*	0.50%
R20-50m	0.40%
R50-100m	0.30%
R100-500m	0.20%
>R500m	0.15%

Initial fees are not applicable  
\* May include a fee payable to a financial adviser

Class unit Transaction costs (TC):0.0%

**Total expense ratio (TER)**

Class unit	TER
R	0.58%
G	0.47%
E	0.24%
A	0.18%

**Total investment charge (TIC)**

Class unit	TIC
R	0.58%
G	0.47%
E	0.24%
A	0.18%

Fee rates are shown excluding VAT.  
TERs are shown including VAT.

**Fund Features**

Intends to deliver capital preservation with minimal volatility; returns are a function of interest and capital values, which could reduce in extreme cases  
Highly liquid and designed for short-term investments  
Managed in accordance with Regulation 28 of the Pension Funds Act 24 of 1956

**Objectives and investment policy summary**

The Fund aims primarily to provide a high level of current income whilst maintaining capital preservation and liquidity (ability to convert investments to cash easily). A secondary aim is to provide capital growth  
The Fund invests in a varied range of money market instruments  
The Fund is a short term money market fund and while it aims to preserve capital, this is not guaranteed  
Investment may also be made in derivatives (limited to interest rate swaps only)

**Annualised performance (%)**

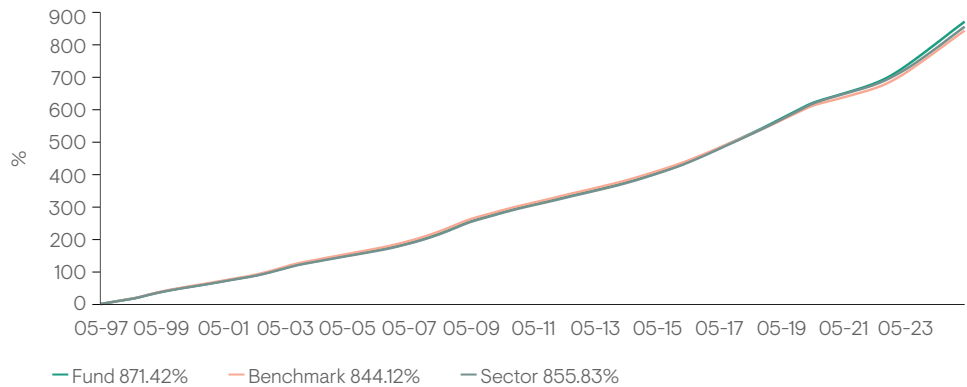
	Fund	Benchmark	Sector
1 Year	8.1	8.0	8.1
3 Years	7.7	7.4	7.3
5 Years	6.2	5.9	6.0
10 Years	6.8	6.4	6.7
20 Years	7.0	6.8	7.0
Since inception	8.5	n/a	8.4

**Fund statistics (%)**

		Date*
Highest annualised return	18.8	31.05.99
Lowest annualised return	3.8	31.10.21
Annualised volatility (%)	0.9	
Maximum drawdown (%)	-0.2	

\*12 month rolling performance figures

**Cumulative Performance**



Source: © Morningstar, dates to 30.04.25, performance figures are calculated NAV-NAV, net of fees, in ZAR.

**Income distributions (cents per class unit)**

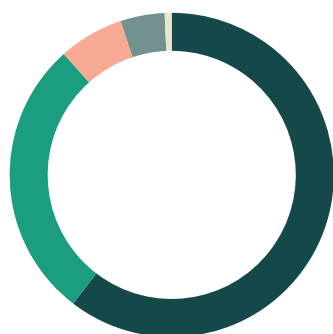
Payment Date	Total
02 May 2025	0.61
03 April 2024	0.63
04 March 2025	0.58
04 February 2025	0.65
03 January 2025	0.66
02 December 2024	0.65
01 November 2024	0.68
01 October 2024	0.66
03 September 2024	0.69
02 August 2024	0.69
02 July 2024	0.66
04 June 2024	0.69

**Asset allocation (%)**

Local Assets	100.0
Cash / Money Market	100.0

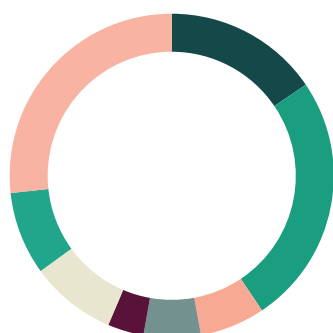
The value of participatory interests (units) may go down as well as up and past performance is not necessarily a guide to the future. Ninety One Fund Managers SA (RF) Proprietary Limited does not provide any guarantee either with respect to the capital or the return of a portfolio.

## Security type (%)



Variable Coupon Ncd	60.4
Cash / Money Market / FX	28.0
Certificates Of Deposit	6.5
Treasury Bills	4.4
Floating Rate Note	0.7

## Maturity profile (%)



0 - 7 days	15.5
8 - 30 days	25.1
31 - 60 days	6.5
61 - 90 days	5.7
91 - 120 days	3.6
121 - 150 days	8.6
151 - 180 days	8.3
Over 181 days	26.7

Duration contribution (years)	0.1
-------------------------------	-----

## Top Issuer exposure (%)

Nedbank Ltd	25.7
Standard Bank of South Africa Ltd	25.7
ABSA Bank Ltd	15.8
HSBC Bank Plc	11.5
Citibank NA Johannesburg	8.7
Total	87.4



The full details and basis of the award, affirmed on 26.03.2018, are available on request.

## Contact us

Ninety One Fund Managers SA (RF) (Pty) Ltd  
 Telephone: 0860 500 900  
 Email: [utclientservice@ninetyone.com](mailto:utclientservice@ninetyone.com)  
 Scheme Trustee: RMB  
 3 Merchant Place  
 Ground Floor  
 Cnr Fredman and Gwen Streets  
 Johannesburg  
 Telephone: (011) 301 6335

## Specific Fund Risks

**Default:** There is a risk that the issuers of fixed income investments (e.g. bonds) may not be able to meet interest payments nor repay the money they have borrowed. The worse the credit quality of the issuer, the greater the risk of default and therefore investment loss.

**Interest rate:** The value of fixed income investments (e.g. bonds) tends to decrease when interest rates rise.

## Glossary Summary

**Annualised performance:** Annualised performance is the average return per year over the period.

**Current yield:** Money Fund yields are based on a 7 day rolling yield and is the average NACM for the previous 7 days divided by the average net asset value quoted on an effective (NACA) basis (NACA is the interest earned over a one year period assuming monthly reinvestment of interest earned). It does not include any initial fund fee and investors may be subject to tax on distributions. This rate is gross of fees.

**Duration:** This is a measure of risk for funds which invest in bonds as it predicts the sensitivity of the value of a fund's portfolio given changes in interest rates. The higher the value the greater the volatility of the fund's performance resulting from changes to interest rates. The Modified duration is shown.

**Maximum drawdown:** The largest peak to trough decline during a specific period of an investment.

**NAV:** The Net Asset Value (NAV) represents the value of the assets of a fund less its liabilities.

**Risk profile:** A number on a scale of 1 to 7 based on how much the value of a fund has fluctuated over the past 5 years (or an estimate if the fund has a shorter track record). A rating of 1 represents the lower end of the risk scale with potentially lower rewards available whilst a rating of 7 reflects higher risk but potentially higher rewards.

**Total Expense Ratio:** TER includes the annual management fee, performance fee and administrative costs and includes VAT but excludes portfolio transaction costs (except in the case of an entry or exit charge paid by a fund when buying or selling units in another fund) expressed as a

percentage of the average daily value of the Fund calculated over a rolling three year period (or since inception where applicable) and annualised to the most recently completed quarter. A higher TER does not necessarily imply a poor return, nor does a low TER imply a good return. The current TER may not necessarily be an accurate indication of future TERs.

**Transaction cost:** Transaction costs are a necessary cost in administering the Fund and impacts returns. It should not be considered in isolation as returns may be impacted by many other factors over time including market returns, the type of financial product, the investment decisions of the investment manager and the TER. Calculations are based on actual data where possible and best estimates where actual data is not available. Transaction costs are inclusive of VAT.

**Total investment charge:** This is the sum of the TER and TC.

**Volatility:** The amount by which the performance of a fund fluctuates over a given period.

## Important information

All data as at 30.04.25. The most up to date fund details (e.g. name, overview, key facts etc) are reflected as at the date of publication. Any changes effective after publication will appear in the next update. All information provided is product related and is not intended to address the circumstances of any particular individual or entity. We are not acting and do not purport to act in any way as an advisor or in a fiduciary capacity. No one should act upon such information without appropriate professional advice after a thorough examination of a particular situation. Collective investment scheme funds (CISs) are generally medium to long term investments. Funds are traded at ruling prices and can engage in borrowing and scrip lending. The fund may borrow up to 10% of its market value to bridge insufficient liquidity. Unit trust prices are calculated on a net asset value basis, which is the total value of all assets in the fund including any income accruals less permissible deductions from the fund. A schedule of charges, fees and advisor fees is available on request from the Manager, Ninety One Fund Managers SA (RF) (Pty) Ltd which is registered under the Collective Investment Schemes Control Act. Additional advisor fees may be paid and if so, are subject to the relevant FAIS disclosure requirements. Performance shown is that of the fund and individual investor performance may differ as a result of initial fees, actual investment date, date of any subsequent reinvestment and any dividend withholding tax. There are different fee classes of units on the fund and the information presented is for the most expensive class. This fund may be closed in order to be managed in accordance with the mandate. The money market fund is not a bank deposit account. The price of each unit is aimed at a constant value. The total return to the investor is primarily made up of interest received and may also include any gain or loss made on any particular instrument. In most cases this will merely have the effect of increasing or decreasing the daily yield, but in an extreme case it can have the effect of reducing the capital value of the fund. Excessive withdrawals may place the portfolio under liquidity pressures and in such cases a process of ring-fencing may be applied with managed pay-outs over time. Fund prices are published each business day at [www.ninetyone.com](http://www.ninetyone.com) and in select media publications. The Manager outsources its portfolio management to Ninety One SA (Pty) Ltd ('Ninety One SA'), an authorised financial services provider and a member of the Association for Savings and Investment SA (ASISA). This minimum disclosure document is the copyright of Ninety One and its contents may not be re-used without Ninety One's prior permission. Any additional information on the fund including application forms, fees and reports can be obtained, free of charge at [www.ninetyone.com](http://www.ninetyone.com). Issued: 13.05.2025