

FUND INFORMATION

Inception date	2013/05/13	Annual Management							
ASISA Category	Global MA Flexible	JSE Code	Fee (ex VAT)	TER (%)	TC (%)	TIC (%)	NAV	Units in Issue	
Minimum investment	Lump sum: R10 000; Monthly: R1 000								
Risk Profile	Aggressive	Fee Class							
Asset Composition	Equity, Fixed Interest and Cash	B1: Admin only	MGMB	0.10%	0.18	0.07	0.25	R 57.13	2 593 723
Benchmark	80% MSCI; 15% US\$ Cash; 5% STeFI	B5: LISP/Clean	MGMF	1.00%	1.21	0.07	1.28	R 56.76	38 109 953
Fund Size	R 2 604 567 534	B2: Institutional	MIGLB2	0.80%	0.98	0.07	1.05	R 56.78	4 673 167
Income distribution	Annually	The Total Expense Ratio (TER) of the value of the financial product was incurred as expenses relating to the administration of the financial product. The Transaction Cost (TC) of the value of the financial product was incurred as costs relating to the buying and selling of underlying assets within the financial product. Total Investment Charges (TIC) of the value of the financial product was incurred as costs relating to the investment of the financial product. The TER, TC and TIC figures are inclusive of VAT. The period (annualised) was from 1 April 2022 to 31 March 2025.							
Distributions per unit (Class B5) - CPU									
2025-03	33.28								

The **Total Expense Ratio (TER)** of the value of the financial product was incurred as expenses relating to the administration of the financial product. The **Transaction Cost (TC)** of the value of the financial product was incurred as costs relating to the buying and selling of underlying assets within the financial product. **Total Investment Charges (TIC)** of the value of the financial product was incurred as costs relating to the investment of the financial product. The TER, TC and TIC figures are inclusive of VAT. The period (annualised) was from 1 April 2022 to 31 March 2025.

OBJECTIVE

The MI-PLAN IP GLOBAL MACRO FUND is a Multi Asset flexible fund, investing primarily in foreign markets. The objective of this portfolio is to achieve capital appreciation over the medium to long term. There will be no limitations on the relative exposure of the portfolio to any asset class.

APPLICATION AND INVESTOR PROFILE

The Fund is suitable for investors:

- * With a longer term investment horizon who are comfortable with shorter term volatility and risk associated with a fund mandated to achieve long term capital growth.
- * As part of their long term growth assets as determined by their financial analysis.
- * Seeking actively managed exposure to global equity opportunities whilst seeking to mitigate downside risk that undermines the long term growth objective.

FUND MANAGER



Tony Bell
BCOM (Hons), MBA
Portfolio Manager
ThinkCell

An analysis of factors affecting the adherence to the policy objective is contained in the fund manager commentary. A detailed listing of changes from the previous quarter is available on request from info@miplan.co.za or ipmc_clientservices@fundrock.com. Full details of the awards are available from the manager upon request.

Collective Investment Schemes are generally medium to long term investments. The value of participatory interests or the investment may go down as well as up. Past performance is not necessarily a guide to future performance. Collective investment schemes are traded at ruling prices and can engage in borrowing and scrip lending. A schedule of fees and charges and maximum commissions is available on request from the manager. The Manager does not provide any guarantee either with respect to the capital or the return of a portfolio. The Manager retains full legal responsibility for the Fund, regardless of Co-Naming arrangements. Transaction cutoff time is 14:30 daily. Each portfolio may be closed for new investments. Valuation time is 15:00 (17h00 at quarter end). Prices are published daily and available in newspapers countrywide, as well as on request from the Manager. IP Management Company (RF) Pty Ltd is the authorised Manager of the Scheme contact 021 673 1340 or ipmc_clientservices@fundrock.com. Standard Bank is the trustee / custodian - contact compliance - IP@standardbank.co.za. Additional information including application forms, the annual report of the Manager and detailed holdings of the portfolio as at the last quarter end are available, free of charge, from ipmc_clientservices@fundrock.com. A statement of changes in the composition of the portfolio during the reporting period is available on request. The performance is calculated for the portfolio. The individual investor performance may differ as a result of initial fees, the actual investment date, the date of reinvestment and dividend withholding tax. The fund is invested in portfolios of collective investment schemes that levy their own charges, and which could result in a higher fee structure for the fund. Kindly direct all complaints to ipmc_complaints@fundrock.com.

FUND MANAGER COMMENTARY

In financial markets, inference and behavioural bias are often seen as opposites—one based on logic and analysis, the other shaped by emotion and psychology. But in uncertain times, relying solely on one approach falls short. The most effective investors learn to combine both: using inference to interpret fundamentals and behavioural bias to read market sentiment and timing. Right now, investor sentiment toward global equities is more optimistic than it was two months ago. Tariff tensions have eased as President Trump shifts focus to his next policy priorities: a \$3.2 trillion budget package, deregulation, and tax cuts. However, bond markets are uneasy. Long-dated US yields (20- and 30-year) have risen above 5%, reflecting concerns over how the government will fund additional debt—especially with nearly \$7 trillion in short-term T-bills maturing later this year. The proposed \$3.2 trillion budget is highly pro-cyclical—adding stimulus to an already active economy. So, where does this leave equity investors? The S&P 500 has rebounded strongly over the past seven weeks, helped by a sharp drop in market volatility (as measured by the VIX). But fundamentals haven’t kept pace. Earnings estimates are still being revised down, and while core inflation is easing, the weak dollar and ongoing tariffs pose upside risks. Rising long-term bond yields put pressure on the 10-year benchmark, limiting the scope for price-earnings multiples to expand. For US equities to push meaningfully higher from here, markets would need to see falling inflation, lower interest rates, and improving earnings. Right now, that seems unlikely.



MI-PLAN IP Global Macro Fund

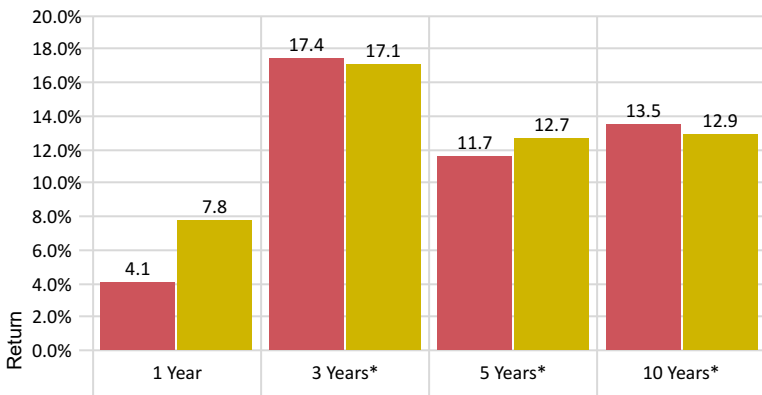
As of 2025/05/31

MI-PLAN
Asset Management
Retirement Partners | Analytics

PERFORMANCE & PORTFOLIO STRUCTURE

As of 2025/05/31

FUND PERFORMANCE



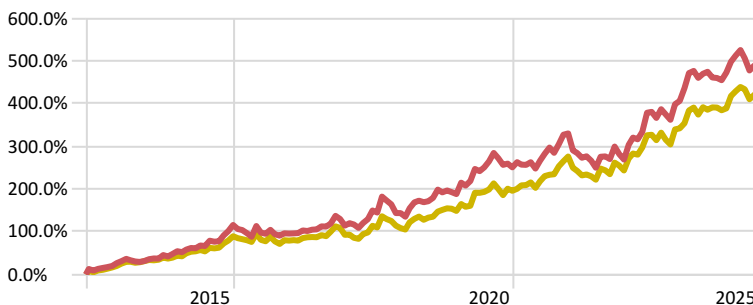
■ MI-PLAN IP Global Macro B5 Fund

■ Benchmark

Highest annual return** (Rolling Maximum) 39.8%

Lowest annual return** (Rolling Minimum) -14.2%

Time Period: 2013/05/13 to 2025/05/31



■ MI-PLAN IP Global Macro B5 Fund

■ Benchmark

* Returns are annualised if period is longer than 12 months.

Annualised returns is the weighted average compound growth rate over the performance period measured. Fund returns shown are based on NAV-NAV unit pricings calculated from Morningstar for a lump-sum investment with income distribution reinvested (after fees and cost).


**The highest and lowest annual returns are based on rolling 1 year returns with 1 month steps.

Source: Morningstar

TOP 10

	% OF EQUITY
NVIDIA Corp	6.5%
JPMorgan Ultra-Short Income ETF	4.6%
Microsoft Corp	4.3%
JPMorgan Chase & Co	4.0%
Berkshire Hathaway Inc Class B	3.4%
Amazon.com Inc	3.3%
Meta Platforms Inc Class A	3.2%
Netflix Inc	3.1%
Visa Inc Class A	2.7%
iShares MSCI Eurozone ETF	2.6%

ASSET ALLOCATION



CONTACT DETAILS

MI-PLAN

MI-PLAN (Pty) Ltd (Reg. No 2008/001568/07) is a licensed Financial Services Provider No. 9383
Address: 1st Floor Mariendahl House, Newlands-on-Main, Newlands, 7700, PO Box, 23271, Claremont, 7735
T: +27 21 657 5960 | **E:** info@miplan.co.za | **W:** www.miplan.co.za

ThinkCell (Pty) Ltd (Reg. No 2015/222873/07) is a licensed Financial Services Provider No. 49017

IP Management Company

IP Management Company (RF) (Pty) Ltd (Reg. No 2007/017601/07)
Address: 4th Floor, Catnia Building, Bella Rosa Village, Bella Rosa Street, Bellville, Cape Town, 7530, South Africa.
Client Service T: +27 21 879 9937/9 | **E:** ipmc_clientservices@fundrock.com
W: www.ipmc.co.za

IP
management
company

The portfolio may include foreign investments and the following additional risks may apply: liquidity constraints when selling foreign investments and risk of non-settlement of trades; macroeconomic and political risks associated with the country in which the investment is made; risk of loss on foreign exchange transactions and investment valuation due to fluctuating exchange rates; risk of foreign tax being applicable; potential limitations on availability of market information which could affect the valuation and liquidity of an investment. All of these risks could affect the valuation of an investment in the fund.

Disclosure: IP Management is a registered Collective Investment Manager in terms of CISA and performs administrative functions on co-branded MI-PLAN IP unit trusts for which it receives contracted fees. In terms of its license, IP Management Company may not conduct any other business other than the business of running a Collective Investment scheme. Accordingly, all intermediary service and advice where applicable, is provided by MI-PLAN in terms of its license for which remuneration is paid from the fees mandated in the supplemental deed and disclosed herein. MI-PLAN offers investors a unique liability matching offering that matches the client's portfolio to their unique needs as documented at www.miplan.co.za. The complexity and uniqueness of this process and variability of each client's needs, required that technology be used to embed MI-PLAN's intellectual property in the financial service offering. In delivering this financial service, software is provided by MI-PLAN to advisers that determines a liability matched asset allocation, constructed using MI-PLAN IP funds. The design of the MI-PLAN software is based on the premise that the 25% allocated to MI-PLAN funds that provides the client with a foundation on which to choose other funds as mapped into the MI-PLAN software. As it's important to match the choice of product with the advice benchmark included in the MI-PLAN software should less than 25% of the client's product choice be directed to funds that are not similar to the MI-PLAN suite of funds, that a risk of a disconnect exists between the benchmark created and product choice. No fee is charged for the software and no obligation is placed on the advisor to offer, continue to offer, or offer to a minimum number of clients, this financial service. There are no other conditions placed on the advisors for the continued use of such technology that may influence the objective performance of the advisor. The advisor's obligations to render unbiased, fair advice in the best interests of you, the client, remains with your advisor. Your advisor's obligation is to compare this financial offering against all others and ensure it is the most appropriate for your needs.

All existing and new investors in the MI-PLAN range of collective investments are made subject to confirmation and consent that all disclosures set out at www.miplan.co.za/disclosure have been read and agreed to. Importantly, as an investor, your specific consent regarding your personal information is granted to MI-PLAN as detailed. I consent to MI-PLAN and IP Management Company using my personal information for the purpose of ensuring compliance with the Protection of Personal Information Act and sharing of personal information as set out in www.miplan.co.za/disclosure and www.ipmc.co.za/terms-and-conditions.

The EAC is a standard industry measure which has been introduced to allow you to compare the charges you incur and their impact on the investment returns over specific periods. Please visit <http://www.ipmc.co.za/effectiveannual-cost> to address the EAC illustration. You can request an EAC calculation from ipmc_clientservices@fundrock.com or call us on 021 673-1340.

Investor acknowledgement that the minimum disclosures as contained herein per BN 92:

Signature