

FUND INFORMATION

Inception date	2004/05/31							
Sector*	South African MA High Equity							
Minimum investment	Lump sum: R10 000; Monthly: R1 000	JSE Code	Annual Management Fee (ex VAT)	TER (%)	TC (%)	TIC (%)	NAV	Units in Issue
Risk Profile	Aggressive							
Asset Composition	Equity, Fixed Interest and Cash							
Regulation 28 Compliant	Yes							
Benchmark	South African MA High Equity average							
Fund Size	R 306 283 424							
Income distribution	Quarterly							
Distributions per unit (Class B5) - CPU								
2024-06	38.01							
2024-09	38.06							
2024-12	23.56							
2025-03	25.12							

The **Total Expense Ratio (TER)** of the value of the financial product was incurred as expenses relating to the administration of the financial product. The **Transaction Cost (TC)** of the value of the financial product was incurred as costs relating to the buying and selling of underlying assets within the financial product. **Total Investment Charges (TIC)** of the value of the financial product was incurred as costs relating to the investment of the financial product. The TER, TC and TIC figures are inclusive of VAT. The period (annualised) was from 1 April 2022 to 31 March 2025.

A higher TER does not necessarily imply a poor return, nor does a low TER imply a good return. The current TER may not necessarily be an accurate indication of future TER's. Transaction Costs are a necessary cost in administering the financial product and impacts financial product returns. It should not be considered in isolation as returns may be impacted by many other factors over time including market returns, the type of financial product, the investment decisions of the investment manager and the TER.

INVESTOR PROFILE

This fund is suitable for investors with an investment time horizon of 5 years or longer who wish to have their fund managed to a specified real return target with appropriate risk controls.


OBJECTIVE

The fund aims to achieve aggressive capital appreciation with reasonable volatility.

APPLICATION

The Mi-Plan IP Balanced Plus Fund is a risk-managed balanced portfolio comprising of a range of domestic and foreign asset classes. The fund also forms part of Mi-Plan's range of risk-controlled portfolios in a time-based process designed to integrate the portfolio construction or asset allocation framework with our proprietary financial planning software called MI-PLAN.

FUND MANAGEMENT



**Tony Bell**  
BCOM (Hons), MBA  
Portfolio Manager  
ThinkCell

In financial markets, inference and behavioural bias are often seen as opposites—one based on logic and analysis, the other shaped by emotion and psychology. But in uncertain times, relying solely on one approach falls short. The most effective investors learn to combine both: using inference to interpret fundamentals and behavioural bias to read market sentiment and timing. Right now, investor sentiment toward global equities is more optimistic than it was two months ago. Tariff tensions have eased as President Trump shifts focus to his next policy priorities: a \$3.2 trillion budget package, deregulation, and tax cuts. However, bond markets are uneasy. Long-dated US yields (20- and 30-year) have risen above 5%, reflecting concerns over how the government will fund additional debt—especially with nearly \$7 trillion in short-term T-bills maturing later this year. The proposed \$3.2 trillion budget is highly pro-cyclical—adding stimulus to an already active economy. So, where does this leave investors? Our sense is that we are witnessing the start of a regime shift away from the dollar as capital flows leave the US and seek opportunity in Europe and elsewhere. The rand has, similarly, strengthened creating something of a headwind for foreign equities as South African equities power ahead on gold, platinum and China exposure.

*An analysis of factors affecting the adherence to the policy objective is contained in the fund manager commentary together with performance as reported. A detailed listing of changes from the previous quarter is available on request from [info@miplan.co.za](mailto:info@miplan.co.za) or [clientservices@ipmc.co.za](mailto:clientservices@ipmc.co.za)*

Collective Investment Schemes are generally medium to long term investments. The value of participatory interests or the investment may go down as well as up. Past performance is not necessarily a guide to future performance. Collective investment schemes are traded at ruling prices and can engage in borrowing and scrip lending. A schedule of fees and charges and maximum commissions is available on request from the manager. The Manager does not provide any guarantee either with respect to the capital or the return of a portfolio. The Manager retains full legal responsibility for the Fund, regardless of Co-Naming arrangements. Transaction cutoff time is 14:30 daily. Each portfolio may be closed for new investments. Valuation time is 15:00 (17h00 at quarter end). Prices are published daily and available in newspapers countrywide, as well as on request from the Manager. IP Management Company (RF) Pty Ltd is the authorised Manager of the Scheme contact 021 673 1340 or [ipmc\\_clientservices@fundrock.com](mailto:ipmc_clientservices@fundrock.com). Standard Bank is the trustee / custodian - contact compliance - [IP@standardbank.co.za](mailto:IP@standardbank.co.za). Additional information including application forms, the annual report of the Manager and detailed holdings of the portfolio as at the last quarter end are available, free of charge, from [ipmc\\_clientservices@fundrock.com](mailto:ipmc_clientservices@fundrock.com). A statement of changes in the composition of the portfolio during the reporting period is available on request. The performance is calculated for the portfolio. The individual investor performance may differ as a result of initial fees, the actual investment date, the date of reinvestment and dividend withholding tax. The fund is invested in portfolios of collective investment schemes that levy their own charges, and which could result in a higher fee structure for the fund. Kindly direct all complaints to [ipmc\\_complaints@fundrock.com](mailto:ipmc_complaints@fundrock.com).

# 1 MI-PLAN IP BALANCED PLUS FUND

As of 2025/05/31

**M**  
**MI-PLAN**  
Asset Management  
Retirement Partners | Analytics

## PERFORMANCE As of 2025/05/31

### FUND PERFORMANCE

	MI-PLAN IP Balanced Plus B5 Fund	South African MA High Equity
1 Year	13.4%	15.1%
3 Years*	10.3%	10.9%
5 Years*	9.6%	12.2%
10 Years*	6.9%	7.3%
Fund - Highest annual return** (Rolling Maximum)	27.3%	
Fund - Lowest annual return** (Rolling Minimum)	-18.1%	

\* Returns are annualised if period is longer than 12 months.

Annualised returns is the weighted average compound growth rate over the performance period measured. Fund returns shown are based on NAV-NAV unit pricings calculated from Morningstar for a lump-sum investment with income distribution reinvested (after fees and cost).

\*\*The highest and lowest annual returns are based on rolling 1 year returns with 1 month steps.

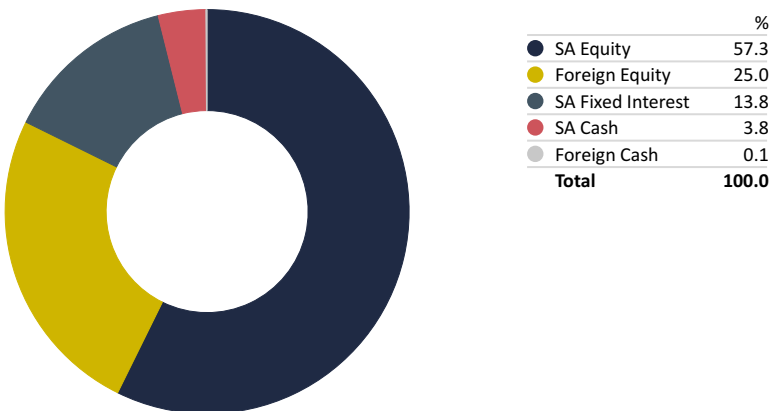
Source: Morningstar

### TOP 10 SA EQUITY HOLDINGS

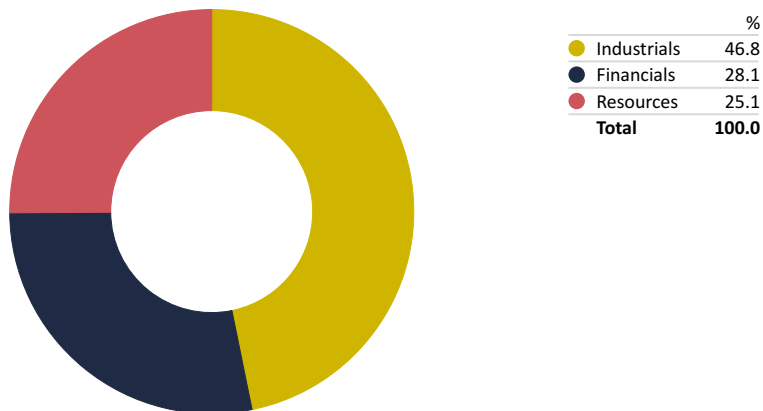
	% OF EQUITY
NewGold Issuer Limited	13.3%
Naspers Ltd Class N	8.4%
Clicks Group Ltd	6.1%
Compagnie Financiere Richemont SA Class A	5.3%
Standard Bank Group Ltd	5.3%
Bidvest Group Ltd	5.2%
Capitec Bank Holdings Ltd	4.9%
Anglo American PLC	4.0%
OUTsurance Group Ltd	3.8%
BHP Group Ltd	3.6%

## PORTFOLIO STRUCTURE As of 2025/05/31

### EFFECTIVE ASSET ALLOCATION



### SA EQUITY SECTOR ALLOCATION



## CONTACT DETAILS

### MI-PLAN

MI-PLAN (Pty) Ltd (Reg. No 2008/001568/07) is a licensed Financial Services Provider No. 9383

**Address:** 1st Floor Mariendahl House, Newlands-on-Main, Newlands, 7700, PO Box, 23271, Claremont, 7735  
**T:** +27 21 657 5960 | **E:** info@miplan.co.za | **W:** www.miplan.co.za

ThinkCell (Pty) Ltd (Reg. No 2015/222873/07) is a licensed Financial Services Provider No. 49017

### IP Management Company:

IP Management Company (RF) (Pty) Ltd (Reg. No 2007/017601/07)

**Address:** 4th Floor, Catnia Building, Bella Rosa Village, Bella Rosa Street, Bellville, Cape Town, 7530, South Africa.

**Client Service T:** +27 21 879 9937/9 | **E:** ipmc\_clientservices@fundrock.com  
**W:** www.ipmc.co.za

**IP**  
management  
company

The portfolio may include foreign investments and the following additional risks may apply: liquidity constraints when selling foreign investments and risk of non-settlement of trades; macroeconomic and political risks associated with the country in which the investment is made; risk of loss on foreign exchange transactions and investment valuation due to fluctuating exchange rates; risk of foreign tax being applicable; potential limitations on availability of market information which could affect the valuation and liquidity of an investment. All of these risks could affect the valuation of an investment in the fund.

Disclosure: IP Management is a registered Collective Investment Manager in terms of CISA and performs administrative functions on cobranded MI-PLAN IP unit trusts for which it receives contracted fees. In terms of its license, IP Management Company may not conduct any other business other than the business of running a Collective Investment scheme. Accordingly, all intermediary service and advice where applicable, is provided by MI-PLAN in terms of its license for which remuneration is paid from the fees mandated in the supplemental deed and disclosed herein. MI-PLAN offers investors a unique liability matching offering that matches the client's portfolio to their unique needs as documented at [www.miplan.co.za](http://www.miplan.co.za). The complexity and uniqueness of this process and variability of each client's needs, required that technology be used to embed MI-PLAN's intellectual property in the financial service offering. In delivering this financial service, software is provided by MI-PLAN to advisers that determines a liability matched asset allocation, constructed using MI-PLAN IP funds. The design of the MI-PLAN software is based on the premise that the 25% allocated to MI-PLAN funds that provides the client with a foundation on which to choose other funds as mapped into the MI-PLAN software. As it's important to match the choice of product with the advice benchmark included in the MI-PLAN software should less than 25% of the client's product choice be directed to funds that are not similar to the MI-PLAN suite of funds, that a risk of a disconnect exists between the benchmark created and product choice. No fee is charged for the software and no obligation is placed on the advisor to offer, continue to offer, or offer to a minimum number of clients, this financial service. There are no other conditions placed on the advisors for the continued use of such technology that may influence the objective performance of the advisor. The advisor's obligations to render unbiased, fair advice in the best interests of you, the client, remains with your advisor. Your advisor's obligation is to compare this financial offering against all others and ensure it is the most appropriate for your needs.

All existing and new investors in the MI-PLAN range of collective investments are made subject to confirmation and consent that all disclosures set out at [www.miplan.co.za/disclosure](http://www.miplan.co.za/disclosure) have been read and agreed to. Importantly, as an investor, your specific consent regarding your personal information is granted to MI-PLAN as detailed. I consent to MI-PLAN and IP Management Company using my personal information for the purpose of ensuring compliance with the Protection of Personal Information Act and sharing of personal information as set out in [www.miplan.co.za/disclosure](http://www.miplan.co.za/disclosure) and [www.ipmc.co.za/terms-and-conditions](http://www.ipmc.co.za/terms-and-conditions).

The EAC is a standard industry measure which has been introduced to allow you to compare the charges you incur and their impact on the investment returns over specific periods. Please visit <http://www.ipmc.co.za/effectiveannual-cost> to address the EAC illustration. You can request an EAC calculation from [ipmc\\_clientservices@fundrock.com](mailto:ipmc_clientservices@fundrock.com) or call us on 021 673-1340.

Investor acknowledgement that the minimum disclosures as contained herein per BN 92:

Signature