

ETFSA LA Wealth Oyster Portfolio

PORTFOLIO DESCRIPTION

The objective of the ETFSA LA Wealth Oyster Portfolio is to offer a strategic blend of defensive income and growth-oriented equity Exchange Traded Products (ETPs), tailored to meet the long-term (at least 7 years) financial goals of investors who seek 100% offshore exposure, and who have a high tolerance for risk (short-term volatility). Whether for income generation or capital growth, this portfolio aims to deliver above-average performance and stability across global markets. Although the portfolio aims to add an element of protection to invested capital, it does not offer capital or performance guarantees, therefore portfolio value fluctuations may occur in the short term.

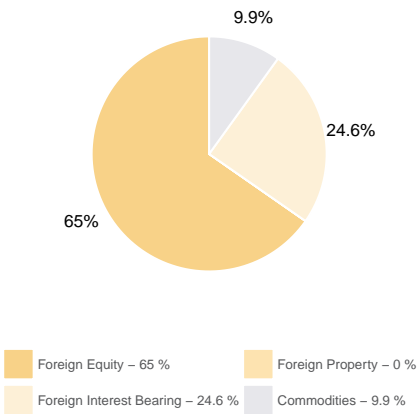
INVESTOR PROFILE

The Portfolio is ideal for investors who want a low cost, transparent investment-linked living annuity with 100% global exposure. The portfolio is suitable for an investor with a long-term investment horizon – it is designed to provide maximum growth in capital with a high targeted real return. The portfolio is well-suited for risk-tolerant investors, seeking long term wealth creation, who in terms of their liabilities, must earn investment returns more than inflation. As the portfolio is 100% allocated to offshore assets, its value will be especially susceptible to movements in the currency.

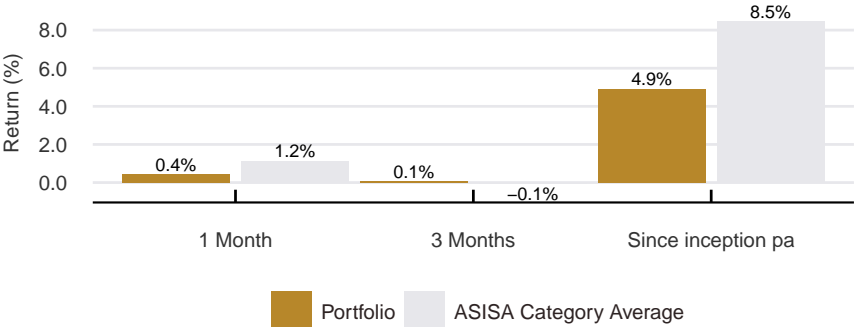
PORTFOLIO ALLOCATION

STATEMENT OF CHANGES (%)

| Asset Class | Current May-25 | Previous Apr-25 | Change |
|--------------------------|----------------|-----------------|--------|
| SA Equity | 0 | 0 | 0 |
| SA Property | 0 | 0 | 0 |
| SA Interest Bearing | 0.4 | 0.3 | 0.2 |
| Total Local | 0.4 | 0.3 | 0.2 |
| Foreign Equity | 65 | 65.2 | -0.2 |
| Foreign Property | 0 | 0 | 0 |
| Foreign Interest Bearing | 24.6 | 24.8 | -0.2 |
| Total Foreign | 89.7 | 90 | -0.4 |
| Commodities | 9.9 | 9.7 | 0.2 |
| Total | 100 | 100 | -0.2 |



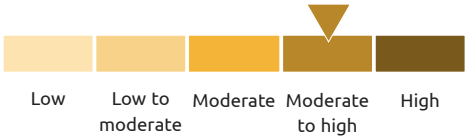
PERFORMANCE*



* The performance data presented herein is theoretical and has been constructed using backtesting methods. It does not represent actual investment performance and is designed to simulate how the investment strategy would have performed in the past.

KEY INFORMATION

RISK PROFILE



INVESTMENT OBJECTIVE

Focus on capital growth

RECOMMENDED INVESTMENT TIME HORIZON

> 7 years

ASISA SECTOR - COMPARATIVE

(ASISA) Global Multi Asset High Equity

PORTFOLIO COMPOSITE BENCHMARK

50% MSCI World (Foreign Equity ZAR) + 25% WGBI (Foreign Bonds ZAR) + 15% MSCI ACWI (Foreign Equity ZAR) + 10% MSCI EM (Foreign Equity ZAR)

LAUNCH DATE

August 2024

PORTFOLIO MANAGEMENT FEES

Portfolio management: 0.3% (ex-Vat)*

* Please note that this portfolio management fee forms part of your aggregate LA policy fee.

** Please note that there is an additional 0.10% charged on this portfolio for the asset swap capacity.

REGULATORY STRUCTURE

27Four Life Policy

+27 (0) 10 446 0374 | lafunds@ETFSA.co.za | www.ETFSA.co.za | 51 West Street, Houghton, Johannesburg, 2198
Disclaimer ©2025 This document should not be considered as an offer or solicitation of an offer to sell, buy or subscribe for any securities or investment products. This document is not guaranteed for accuracy, completeness or otherwise. It may not be considered as advice, a recommendation or an offer to enter into or conclude any transactions. ETFSA recommends that financial advice be sought should any party seek to place any reliance on the information contained herein or for purposes of determining the suitability of the products for the investor as mentioned in this document ETFSA, its sponsors, administrators, contributors and product providers disclaim any liability for any loss, damage, or expense that might occur from the use of or reliance on the data and services provided through this document. The information contained in this document may not be construed as legal, accounting, regulatory or tax advice and is given without any liability whatsoever Past performance is no guarantee of future returns. Any modelling or back testing data contained in this document should not be construed as a statement or projection as to future performance. All returns quoted are net of fees that is, after deduction of all expenses as quoted in the Portfolio Management TER Returns for periods exceeding one year are annualised. All returns are in Rands. The benchmark is a composite benchmark as per the weights and indices as indicated The return is an estimate and is displayed as a general guide which is subject to change without notice to investors ETFSA.co.za is the registered trading name of M F Brown, an authorised Financial Services Provider (FSP 39217). The ETFSA Portfolio Management Company Ltd (Reg No 2012/019954/07) is an authorised financial services provider (FSP 52314).