

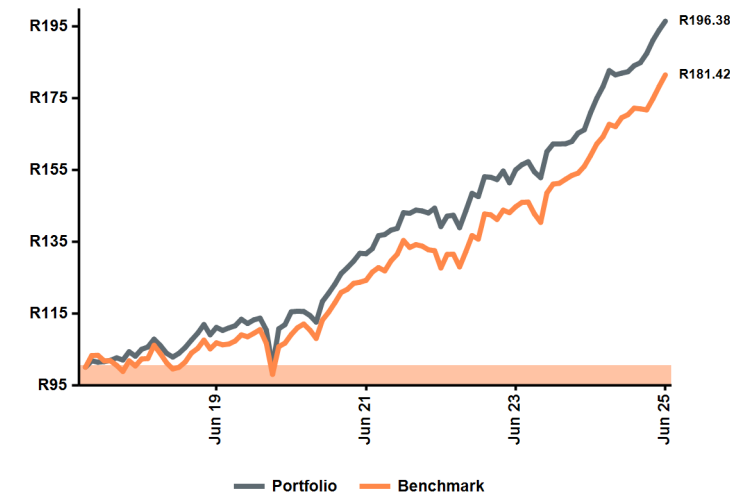
Amplify SCI* Absolute Fund

Minimum Disclosure Document | A1 Class
June 2025

Why invest with this solution?

- Aims to deliver a consistent return of CPI plus 4%
- Captures long term growth associated with equities through a medium equity exposure
- Switches asset allocation from equities to less risky assets in the income-generating space
- Complies with Regulation 28, making it ideal for inclusion in a retirement portfolio
- Managed by a nimble asset manager that adapts to changing market conditions

Investment growth since inception



Annualised returns (%)	Fund	Benchmark
Since inception	9.10	7.99
5 Year	11.21	10.71
3 Year	12.16	12.43
1 Year	14.93	14.15
Year to date	7.72	6.50

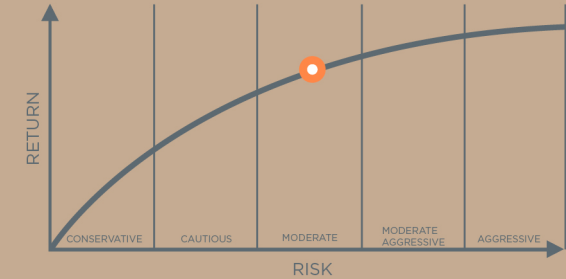
An annualised rate of return is the average rate of return per year, measured over a period either longer or shorter than one year, such as a month, or two years, annualised for comparison with a one-year return.

Risk statistics since inception (%)	Fund	Benchmark
Maximum drawdown	-11.86	-11.29
Positive months	69.84	67.74
Annualised monthly volatility	9.68	7.45
Sharpe ratio (Ann)	0.31	0.19
Highest annual return	27.50	24.18
Lowest annual return	-8.48	-6.87

The highest and lowest 12-month returns are based on a 12-month rolling period over 10 years, or since inception where a 10-year performance history does not exist.

Monthly Fund Performance (%)

	Jan	Feb	Mar	Apr	May	Jun	Jul	Aug	Sep	Oct	Nov	Dec	YTD
2025	0.92	0.45	1.38	1.95	1.50	1.29							7.72
2024	0.01	0.04	0.38	1.43	0.57	2.85	2.36	1.88	2.49	-0.65	0.27	0.22	12.42
2023	3.75	-0.09	-0.42	1.55	-2.11	2.38	0.92	0.53	-1.80	-1.04	4.73	1.34	9.94
2022	-0.12	0.62	-0.16	-0.39	0.94	-3.55	2.09	0.17	-2.42	3.37	3.40	-0.62	3.13
2021	2.07	2.40	1.31	1.41	1.70	-0.10	1.07	2.73	0.24	0.89	0.35	3.15	18.58



Fund objective

A medium equity multi-asset solution for cautious investors who have a 4-year or more investment horizon. It seeks to deliver positive real returns, while minimising the risk of investment losses. It invests in a combination of equities, money market instruments, bonds, listed property, as well as international equities and fixed interest assets. The solution is Regulation 28 compliant and holds a maximum of 60% in equities (including offshore equities) and may invest in derivatives to achieve its objectives.

Fund manager

Managed by Matrix Fund Managers. An award winning asset manager with an experienced team of highly qualified and skilled managers.

Investment strategy

An unconstrained investment style is followed by Matrix Fund Managers, coupled with an agile, pragmatic approach to active investing. This allows for a focus on achieving a consistent inflation beating return regardless of the market cycle.

ASISA category: South African Multi Asset Medium Equity

Benchmark: Peer average South African Multi Asset Medium Equity

Inception date: 02 December 2013

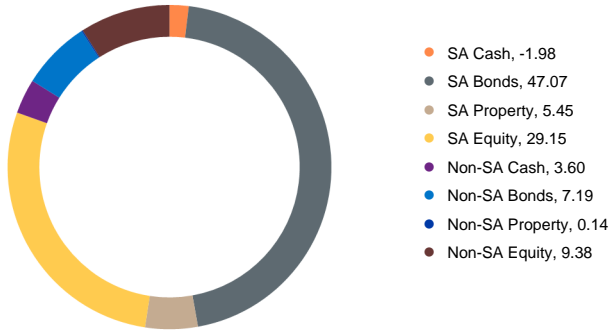
Fee class inception date: 01 October 2017

Fund manager start date: 01 October 2017

Fund size: R 2 841 million

Minimum investment: LISP minimums apply

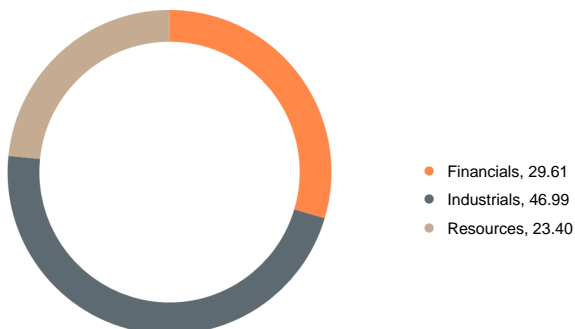
Asset Allocation (%)



Top 10 Holdings

	% of Fund
I2033 1.8750% 02/33`	9.45
RSA R2040 9 PCT 31 Jan 2040	9.35
R2037 8.50% 310137	8.34
TREASURY (CPI) NOTE	5.68
SBK F/R 05042028	5.39
SBK 7.85% 270526	3.84
Republic of SA F/R 17092030	3.62
R2035 RSA 8.875% 28/02/35	3.44
Naspers	3.31
Absa USD Call Acc - Current Accounts	3.28

Sector Allocation (%)



Fees	A1 Class %
Manager initial fee (max.)	0.00
Manager annual fee (excl. VAT)	0.90
Total Expense Ratio (TER)	1.06
Transaction Costs (TC)	0.22
Total Investment Charge (TIC)	1.28

All fees include VAT except where specified.

Obtain a personalised cost estimate before investing by visiting www.sanlamunitrustsmdd.co.za and using our Effective Annual Cost (EAC) calculator. Alternatively, contact us at 0860 100 266.

This fund is available via certain LISPS (Linked Investment Service Providers), which levy their own fees. Amplify Investment Partners earns a percentage of the management fee.

Advice Fee: Any advice fee is negotiable between the client and their financial advisor. An annual advice fee negotiated is paid via a repurchase of units from the investor.

TER PERIOD: 01 April 2022 to 31 March 2025

Total Expense Ratio (TER) | 1.06% of the value of the Financial Product was incurred as expenses relating to the administration of the Financial Product. A higher TER does not necessarily imply a poor return, nor does a low TER imply a good return. The current TER may not necessarily be an accurate indication of future TER's. Inclusive in the TER of 1.06%, a performance fee of 0.00% of the net asset value of the class of Financial Product was recovered.

Transaction Cost (TC) | 0.22% of the value of the Financial Product was incurred as costs relating to the buying and selling of the assets underlying the Financial Product. Transaction Costs are a necessary cost in administering the Financial Product and impacts Financial Product returns. It should not be considered in isolation as returns may be impacted by many other factors over time including market returns, the type of Financial Product, the investment decisions of the investment manager and the TER.

Total Investment Charges (TER + TC) | 1.28% of the value of the Financial Product was incurred as costs relating to the investment of the Financial Product.

Effective 1 December 2024, SCI will charge a monthly administration fee of R23 (VAT Inclusive) on retail investors whose total investment value is less than R50 000. Clients with an active recurring monthly debit order will not be levied this fee.

This fund qualifies as a tax free investment according to section 12T of the Income Tax Act, with effect from 1 March 2015. South African individuals qualify for the associated tax benefits namely no tax on dividends, income or capital gains whilst still enjoying all the benefits of a unit trust. Note contributions to tax free investments are limited to R36 000 per tax year, with a lifetime limit of R500 000. Amounts invested in excess of these permissible thresholds are taxable.

The portfolio manager may borrow up to 10% of the market value of the portfolio to bridge insufficient liquidity. Fluctuations or movements in exchange rates may cause the value of underlying international investments to go up or down.

Portfolio valuation time:	15:00
Transaction cut-off time:	15:00
Daily price information:	The local newspaper and www.sanlamunitrusts.co.za
Repurchase period:	3 working days

Distribution date	Distribution per unit
31 December	36.39 cents
30 June	34.58 cents

Contact details

Amplify Investment Partners (Pty) Ltd
(an authorised Financial Services Provider, FSP No. 712)
4th Floor, The Terraces, 25 Protea Street, Claremont, South Africa, 7708
Tel: +27 (21) 950-2689
Email: info@amplify.co.za
Website: www.amplify.co.za

Manager contact details

Sanlam Collective Investments (RF) (Pty) Ltd
Physical address: 55 Willie van Schoor Avenue, Bellville, South Africa, 7530
Postal address: Private Bag X8, Tygervally, 7536
Tel: +27 (21) 916-1800
Email: service@sanlaminvestments.com
Website: www.sanlamunitrusts.co.za

Trustee Information

Standard Bank of South Africa Ltd
Tel: +27 (21) 401-2002
Email: compliance-sanlam@standardbank.co.za

Portfolio manager:

Lourens Pretorius, Leon Michaelides

Investment Manager Disclaimer:

Matrix Fund Managers is an authorised Financial Service Provider regulated by the Financial Sector Conduct Authority (FSP No. 44663).

Disclaimer:

The Manager retains full legal responsibility for the Co-Brand Portfolio.

All reasonable steps have been taken to ensure the information on this MDD is accurate. The information to follow does not constitute financial advice as contemplated in terms of the FAIS Act. Use or rely on this information at your own risk. Independent professional financial advice should always be sought before making an investment decision.

The Sanlam Group is a full member of the Association for Savings and Investment SA ("ASISA"). Collective investment schemes are generally medium- to long-term investments. Please note that past performance is not necessarily a guide to future performance, and that the value of investments /units / unit trusts may go down as well as up. A schedule of fees and charges and maximum commissions is available from the Manager, Sanlam Collective Investments (RF) (Pty) Ltd, a registered and approved Manager in Collective Investment Schemes in Securities. Additional information of the proposed investment, including brochures, application forms and annual or quarterly reports, can be obtained from the Manager, free of charge. Collective investments are traded at ruling prices and can engage in borrowing and scrip lending. Collective investments are calculated on a net asset value basis, which is the total market value of all assets in the portfolio including any income accruals and less any deductible expenses such as audit fees, brokerage and service fees. Actual investment performance of the portfolio and the investor will differ depending on the initial fees applicable, the actual investment date, and the date of reinvestment of income as well as dividend withholding tax. Forward pricing is used. The Manager does not provide any guarantee either with respect to the capital or the return of a portfolio. The performance of the portfolio depends on the underlying assets and variable market factors. Performance is based on NAV to NAV calculations with income reinvestments done on the ex-dividend date. Lump sum investment performances are quoted. The portfolio may invest in other unit trust portfolios which levy their own fees, and may result in a higher fee structure for our portfolio. All the portfolio options presented are approved collective investment schemes in terms of the Collective Investment Schemes Control Act, No 45 of 2002 ("CISCA"). The fund may from time to time invest in foreign countries and therefore it may have risks regarding liquidity, the repatriation of funds, political and macroeconomic situations, foreign exchange, tax, settlement, and the availability of information. The Manager has the right to close any portfolios to new investors to manage them more efficiently in accordance with their mandates. A copy of the Performance Fee Frequently Asked Questions can be obtained from our website: www.sanlaminvestments.com. The portfolio management of all the portfolios is outsourced to financial services providers authorised in terms of the FAIS Act, 2002. Standard Bank of South Africa Ltd is the appointed trustee of the Sanlam Collective Investments Scheme.

Amplify Investment Partners (Pty) Ltd an Authorised Financial Services Provider, (FSP No. 712), is wholly owned by the Sanlam Investments Group. Performance figures sourced from Morningstar.

*Amplify Sanlam Collective Investments Absolute Fund
This monthly Minimum Disclosure Document should be viewed in conjunction with the Glossary of Terms.

Issue date: 11 July 2025