

## Risk Profile

Low Low-Med Medium Med-High **High**

## Portfolio Information

Classification: SA MA Flexible  
 Benchmark:  
 Reg 28 Compliant: No  
 Investment Manager: Altitude Asset Management (FSP 46902)  
 Portfolio Managers: Stefan Griesel & Sazar Brönn (U/S)  
 Redemption Notice: 90 Days

## Fees

Management Fee: 1.50% (excl. VAT)

## Fund Size

R312,145,602.32

## Altitude Private Equity Fund of Funds Investment Strategy

The Altitude PE FOF strategy offers customized investment solutions tailored to specific risk profiles. Our asset allocations are meticulously designed to optimize risk-adjusted returns for investors. We achieve this through diversification across alternative asset classes that are insulated from equity market movements. The portfolio is structured with a target allocation of 5% in our Altitude Apex Fund, 25% in our Altitude Livestock Fund, 19% in Private Equity Fund 1, and another 19% in Private Equity Fund 2. This strategic allocation reduces exposure to market fluctuations and mitigates overall portfolio volatility. Specifically engineered to exceed CPI +7%, this portfolio operates as a non-Reg 28 Fund, making it a preferred choice for investors seeking robust returns independent of traditional market constraints.

Returns (Net of Costs)	1 Month	3 Month	6 Month	1 Year	3 Year	5 Year
Altitude PE FOF	1.07%	3.29%	6.53%	13.33%	15.70%	17.21%
CPI +7%	1.46%	3.12%	6.43%	10.67%	11.56%	12.41%

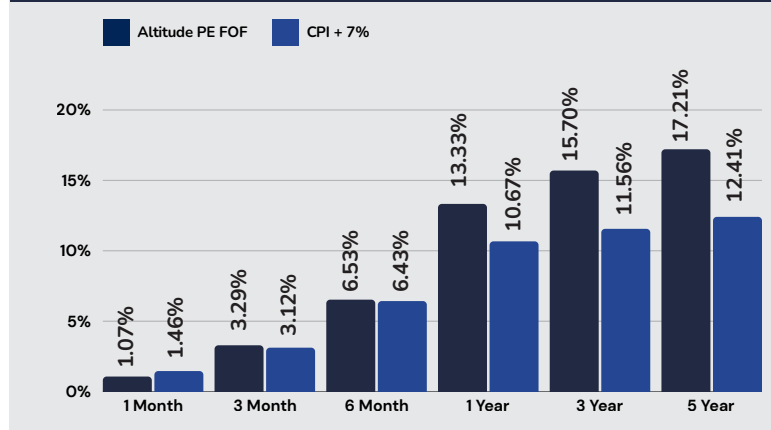
Performance Metrics	Best Month	Worst Month	% Positive Months	Std Dev	Sharpe Ratio
Altitude PE FOF	2.79%	0.50%	100.00%	0.32%	3.30
CPI +7%	2.12%	-0.09%	98.63%	0.40%	1.68

YTD	Altitude PE FOF	Benchmark	Outperformance of Benchmark
	8.79%	8.10%	0.69%

## Altitude Private Equity Fund of Funds - Monthly Returns

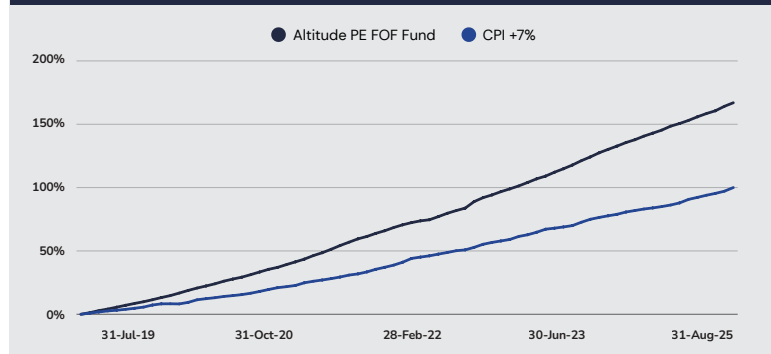
Year	Jan	Feb	Mar	Apr	May	Jun	Jul	Aug	Sep	Oct	Nov	Dec	Total
2020	1.36%	1.23%	1.44%	1.55%	1.36%	1.74%	1.79%	1.58%	1.34%	1.42%	1.67%	1.32%	19.34%
2021	1.16%	1.54%	1.60%	1.57%	1.13%	1.62%	1.52%	1.55%	1.92%	1.55%	1.83%	1.96%	20.71%
2022	1.71%	1.69%	1.17%	1.53%	1.26%	1.52%	1.27%	1.03%	0.80%	0.50%	1.42%	1.48%	16.50%
2023	1.20%	1.06%	2.79%	1.65%	1.13%	1.32%	1.12%	1.18%	1.37%	1.39%	1.04%	1.47%	18.05%
2024	1.29%	1.37%	1.57%	1.33%	1.47%	1.18%	1.13%	1.20%	0.95%	1.18%	0.98%	0.99%	15.67%
2025	1.27%	0.84%	0.98%	1.13%	1.00%	0.84%	1.34%	1.07%					8.79%

## Annualised Performance

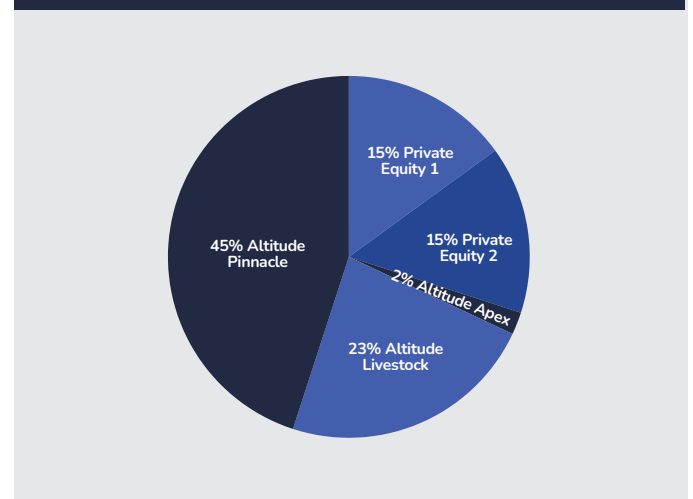


Amidst heightened volatility in traditional local markets, the Altitude PE FOF Fund has delivered a return of 8.79% YTD. The fund's allocation to private equity has been instrumental in reducing exposure to the turbulence affecting equity markets, which remain pressured by steep US tariffs, global trade disputes, and local political uncertainties. The Monetary Policy Committee continued to provide support for the domestic economy with a 25 basis point repo rate reduction in July, but talks of lower inflation targets could impact the next rate decision coming up in September.

## Annualised Performance



## New Asset Allocation



## Underlying Partners

### ALTITUDE APEX

Altitude Apex provides liquidity to medium to large enterprises to enable them to produce an internal return on equity (ROE) that is above their market peers. ROE is considered a gauge of a company's profitability and how efficient it is in generating profits. A target ROE, as determined for each industry, is required to qualify for investment by the fund.

The asset managers monitor economic trends carefully and identify market segments where the best opportunity for growth exists. Prospective investments are put through a rigorous selection process to ensure the required return on investment is possible as well as the return of the investment is secured. Altitude Apex aims to provide returns well in excess of the benchmark which is CPI + 7%.

### ALTITUDE PRIVATE EQUITY FUND 1

This private Equity fund is invested in fantastic businesses that is busy experiencing growth spurts, especially now because of the funding that our Private Equity fund is providing them as well as the network and management expertise that the fund managers bring to the table.

#### COMPANIES INVESTED IN:

**BooYaa Golf**  
[www.booyaagolf.co.za](http://www.booyaagolf.co.za)

**PTPC**  
[www.ptpc.co.za](http://www.ptpc.co.za)

**Altitude Credit Management**  
[www.altw.co.za/credit-management](http://www.altw.co.za/credit-management)

**Lifecycle Investments**  
[www.thelifecycle.co.za](http://www.thelifecycle.co.za)

### ALTITUDE PRIVATE EQUITY FUND 2

This private Equity fund is invested in fantastic businesses that is busy experiencing growth spurts, especially now because of the funding that our Private Equity fund is providing them as well as the network and management expertise that the fund managers bring to the table.

#### COMPANIES INVESTED IN:

**BooYaa Golf**  
[www.booyaagolf.co.za](http://www.booyaagolf.co.za)

**PTPC**  
[www.ptpc.co.za](http://www.ptpc.co.za)

**Altitude Credit Management**  
[www.altw.co.za/credit-management](http://www.altw.co.za/credit-management)

**Passano Boerdery**  
<https://bit.ly/45QLaB7>

### ALTITUDE LIVESTOCK

The future performance of Altitude Livestock is dependent on the following variables:

- Weight of the calves bought.
- Price per Kg paid for such calves.
- Standing cost per head in a feeding pen.
- Price per Kg received for the carcass of meat.
- Feeding cost.
- Mortality factor- Morgan beef will replace any cattle above 1% mortality.
- Processing cost.
- Weight of the calves' carcass at slaughter date.
- How many cycles of this process can take place per year. (Average 2.5 cycles per year)

Based on the above variables and 20-year track record at Morgan Beef, we can continue to expect that Altitude Livestock can generate returns of around 14 - 20% for our clients per year after all fees and costs.

### ALTITUDE PINNACLE

The Altitude Pinnacle investment offers investors access to high-growth opportunities in student housing, green energy, and private sector financing. Key partners include:

**Volley:** A luxury student accommodation development.  
<https://www.volleystudent.com>

**NOESKOM:** A provider of reliable, cost-effective solar energy solutions.  
<https://www.noeskom.co.za>

**Altitude Credit Management:** Specializing in purchase order financing for medium and large enterprises.  
[www.altw.co.za/credit-management](http://www.altw.co.za/credit-management)

Altitude Pinnacles's strategy includes thorough economic analysis and rigorous selection criteria to ensure high returns and capital security, with a target to significantly exceed the CPI + 7% benchmark. Altitude Pinnacle enables Individual investors to participate in alternative exposure traditionally reserved for high-net-worth individuals and institutions.

I, \_\_\_\_\_, have read and understand the risks involved in investing in this portfolio. I accept these risks and confirm that I have sought financial, legal and tax advice where necessary.

\_\_\_\_\_  
Signature

**DISCLAIMER:** Altitude Asset Management Pty Ltd. is an Authorised Category 1 and 2 Financial Services Provider, FSCA License No. 46902. Investments in ETF's, shares, commodities, crypto, private equity and alternatives are medium to long term investments. The data source for all charts, graphs and tables is directly related to each of the underlying investments/Funds/CIS, Thomson Reuters and the Association for Savings and Investment SA (ASISA), and is updated monthly to reflect the most accurate data. The fact sheet includes simulated past performance (back-tested) data prior to 1 August 2023, calculated on the basis of a monthly NAV to NAV of various investable asset buckets / instruments, which are selected for the Altitude range of portfolios, based on Altitude's Strategic Asset Allocation and is provided for illustrative purposes. The exposures indicated by the charts, graphs and tables may differ from time to time due to market movements, fund limitations and the portfolio manager's discretion. All information provided is product related, and is not intended to address the circumstances of any Financial Service Provider's (FSP) clients. In terms of the Financial Advisory and Intermediary Services Act, FSPs should not provide advice to investors without appropriate risk analysis and after a thorough examination of a particular client's financial situation. The value of the portfolio may go down as well as up and the simulated past performance and actual historical data should not be regarded as an indication of future results. Fluctuations or movements in exchange rates may cause the value of underlying international investments to go up or down. Directors, owners, advisors or fund managers may have personal interests in some of the underlying investments. A full disclosure of underlying funds/investments is available from Altitude Asset Management on request.